
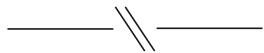



DIE GESTALTUNGSMÖGLICHKEITEN


THE DESIGN OPTIONS




LED 2016 12VRGB / Art.: 833.73.450



LED 3015 24Vkw / Art.: 833.73.081
U-Profil mit Abdeckung / Art.: 833.74.814



LED 3015 24V ww / Art.: 833.76.081
LED 3013 24V ww / Art.: 833.76.070



LED 2016 12VRGB / Art.: 833.73.450
U-Profil ohne Abdeckung / Art.: 833.74.814

Je nach Gewebetyp und Anordnung der LEDs, entstehen unendliche Möglichkeiten der Lichtgestaltung. Zusätzlich kann ETTLIN LUX® passend zur Einbausituation und Anforderung auch in Glas oder Acryl einlaminieren werden.

Different arrangements of LEDs and types of fabric can be used to create almost infinite possibilities of lighting design. In addition ETTLIN LUX® can also be laminated into glass or acrylic sheets, depending on the installation demands and conditions.

